



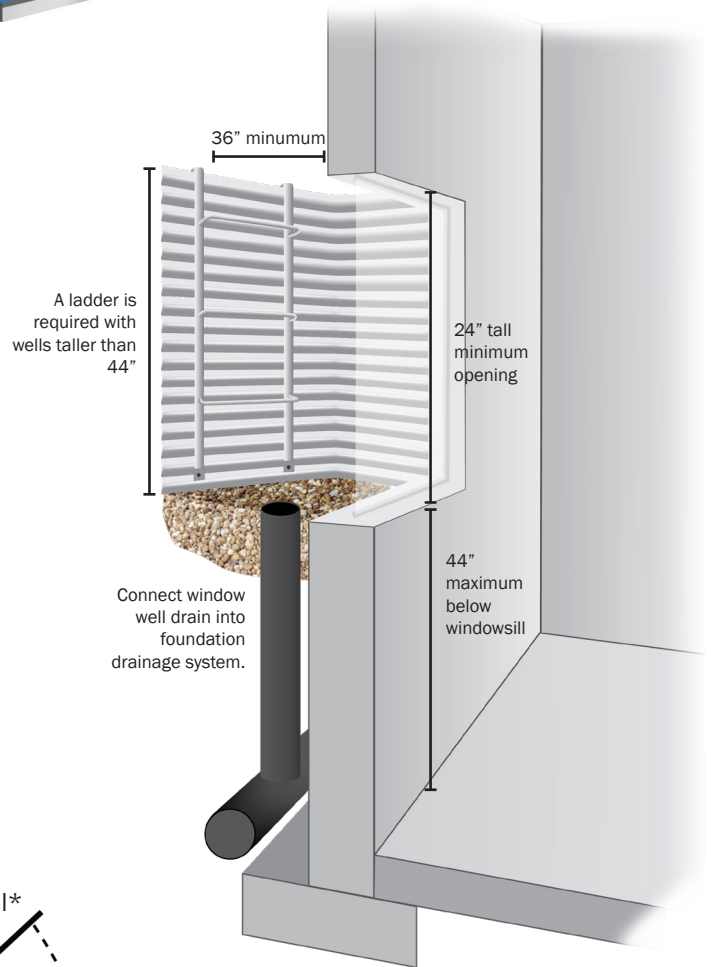
What is “Egress”?

A “means of egress” is simply a basement window that provides an additional way out in case of emergency.

Window opening must be a minimum 5.7 sq. ft. and the egress well space must be a minimum 9 sq. ft.

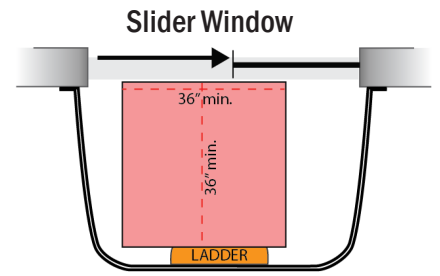
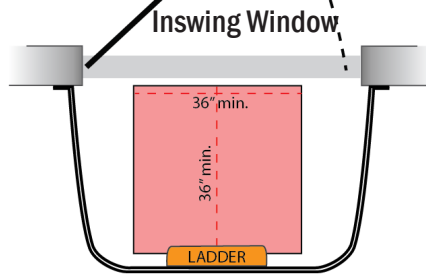
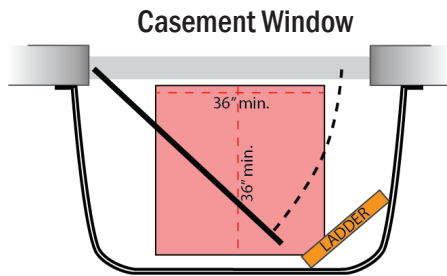
A Life-Step™ or Corner Step™ egress ladder is required by code if the window-well is 44” deep (or more).

Add a Safe-T-View Cover™ egress window well cover to protect for fall hazard.



Egress Window Styles

Red box denotes required 9 sq. ft egress space within window well*



Recommended minimum size areawell for a casement style window is 50" x 36" with a Corner-Step™ ladder.

Minimum size window well for both a slider and inswing style window are 42" x 36" with a Life-Step™ ladder.

Egress Well Sizing

Example: MFG ID EC4236-48

EC	42	36	-	48
Economy Casement	"A"	"B"		"C"

*Check with your local building inspector to verify your code requirements before ordering or installing any areawall.

Call you Local Diggers Hotline

St. Paul Corrugating Co, Inc.
 Email: info@stpaulcorrugating.com
 Web: stpaulcorrugating.com
 700 39th Ave NE
 Minneapolis MN 55421
 Toll free: 1-800-439-9271

